

# Dr. Linda Cohen

## Compiled CEQ statistics for Sociology/ Folklore 2230: Newfoundland Society and Culture 2017 - 2019

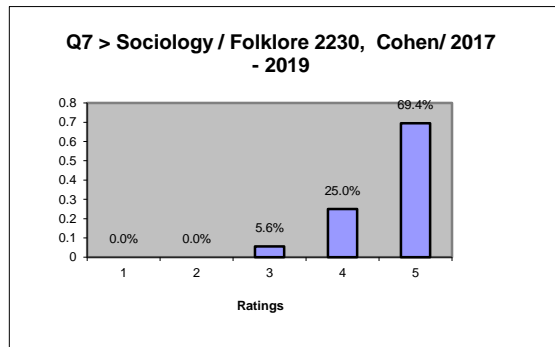
Ave. response rate 40.50%

**Ratings, Q7: 1=poor; 2=fair; 3=good; 4= very good; 5=excellent**

### 7. Overall, the quality of instruction was ...

	<u>Rating</u>	<u>Count</u>	<u>Percent</u>
Poor	1	0	0.0%
Fair	2	0	0.0%
Good	3	2	5.6%
Very Good	4	9	25.0%
Excellent	5	25	69.4%
	N =	36	

**Average of Means 4.73**

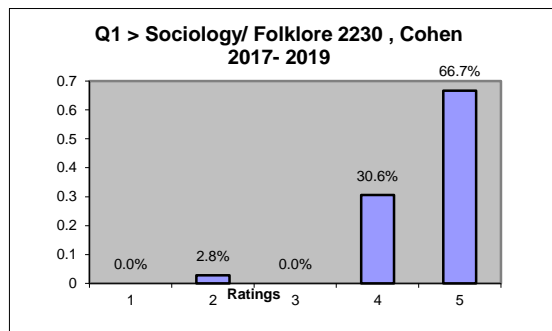


**Ratings, next Qs: 1=strongly disagree; 2=disagree; 3=neutral; 4=agree; 5=strongly agree**

### 1. The requirements in the course were clear.

	<u>Rating</u>	<u>Count</u>	<u>Percent</u>
s.disagree	1	0	0.0%
disagree	2	1	2.8%
neutral	3	0	0.0%
agree	4	11	30.6%
s.agree	5	24	66.7%
	N =	36	

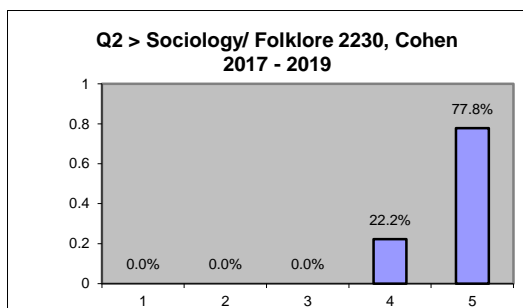
**Average of Means: 4.70**



### 2. The instructor responded to students' questions effectively.

	<u>Rating</u>	<u>Count</u>	<u>Percent</u>
s.disagree	1	0	0.0%
disagree	2	0	0.0%
neutral	3	0	0.0%
agree	4	8	22.2%
s.agree	5	28	77.8%
	N =	36	

**Average of Means: 4.80**



# Dr. Linda Cohen

Compiled CEQ statistics for Sociology/ Folklore 2230: Newfoundland Society and Culture  
2017 - 2019

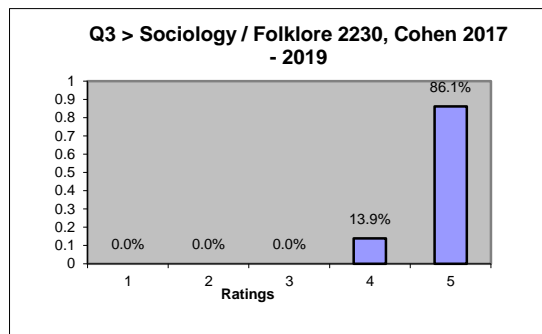
Ave. response rate 40.50%

**Ratings, next Qs: 1=strongly disagree; 2=disagree; 3=neutral; 4=agree; 5=strongly agree**

### 3. The instructor treated students respectfully.

	<u>Rating</u>	<u>Count</u>	<u>Percent</u>
s.disagree	1	0	0.0%
disagree	2	0	0.0%
neutral	3	0	0.0%
agree	4	5	13.9%
s.agree	5	31	86.1%
	N =	36	

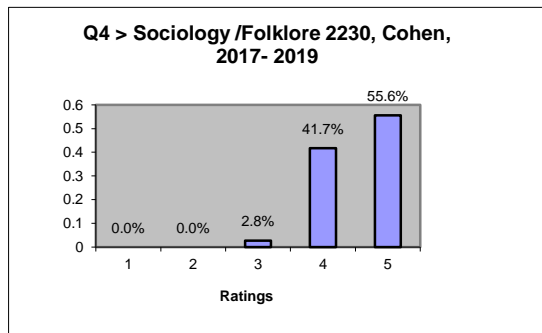
**Average of Means: 4.91**



### 4. The instructor stimulated my interest in learning the subject matter of the course.

	<u>Rating</u>	<u>Count</u>	<u>Percent</u>
s.disagree	1	0	0.0%
disagree	2	0	0.0%
neutral	3	1	2.8%
agree	4	15	41.7%
s.agree	5	20	55.6%
	N =	36	

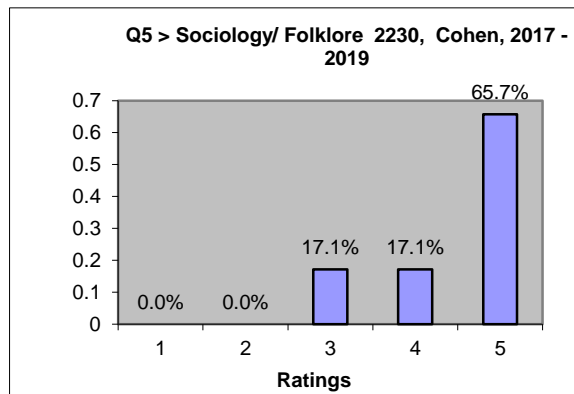
**Average of Means: 4.60**



### 5. Useful feedback was provided on my work.

	<u>Rating</u>	<u>Count</u>	<u>Percent</u>
s.disagree	1	0	0.0%
disagree	2	0	0.0%
neutral	3	6	17.1%
agree	4	6	17.1%
s.agree	5	23	65.7%
	N =	35	

**Average of Means: 4.51**



# Dr. Linda Cohen

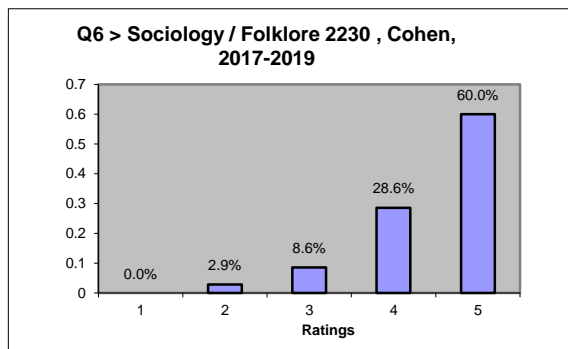
Compiled CEQ statistics for Sociology/ Folklore 2230: Newfoundland Society and Culture  
2017 - 2019

Ave. response rate 40.50%

**Ratings, next Qs: 1=strongly disagree; 2=disagree; 3=neutral; 4=agree; 5=strongly agree**

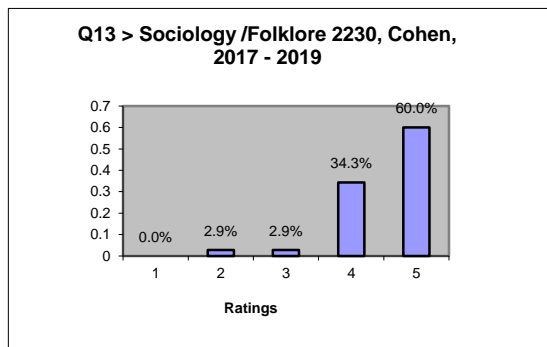
## 6. The instructor communicated course concepts effectively

	<u>Rating</u>	<u>Count</u>	<u>Percent</u>
s.disagree	1	0	0.0%
disagree	2	1	2.9%
neutral	3	3	8.6%
agree	4	10	28.6%
s.agree	5	21	60.0%
	N =	35	
<b>Average of Means:</b>		<b>4.54</b>	



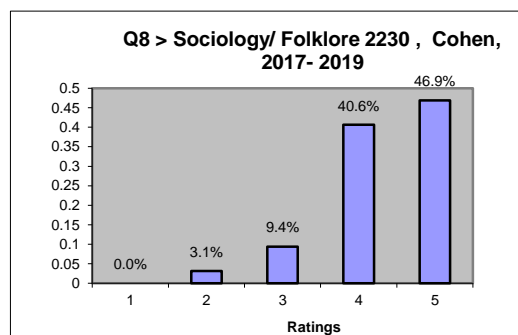
## 13. Overall the course was well organized.

	<u>Rating</u>	<u>Count</u>	<u>Percent</u>
s.disagree	1	0	0.0%
disagree	2	1	2.9%
neutral	3	1	2.9%
agree	4	12	34.3%
s.agree	5	21	60.0%
	N =	35	
<b>Average of Means:</b>		<b>4.64</b>	



## 8. The texts helped me learn course content.

	<u>Rating</u>	<u>Count</u>	<u>Percent</u>
s.disagree	1	0	0.0%
disagree	2	1	3.1%
neutral	3	3	9.4%
agree	4	13	40.6%
s.agree	5	15	46.9%
	N =	32	
<b>Average of Means:</b>		<b>4.42</b>	



# Dr. Linda Cohen

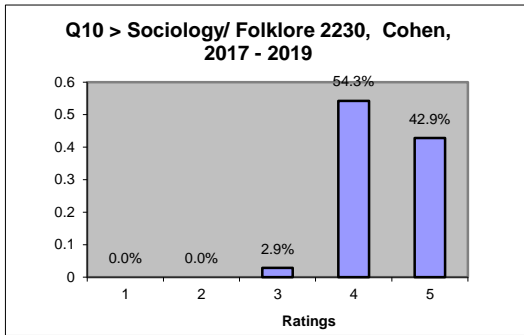
## Compiled CEQ statistics for Sociology/ Folklore 2230: Newfoundland Society and Culture 2017 - 2019

Ave. response rate 40.50%

**Ratings, next Qs: 1=strongly disagree; 2=disagree; 3=neutral; 4=agree; 5=strongly agree**

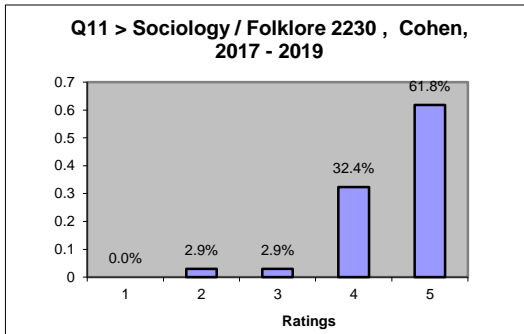
### 10. The assessments (tests, assignments, presentations) helped me learn course content.

	<u>Rating</u>	<u>Count</u>	<u>Percent</u>
s.disagree	1	0	0.0%
disagree	2	0	0.0%
neutral	3	1	2.9%
agree	4	19	54.3%
s.agree	5	15	42.9%
	N =	35	
<b>Average of Means:</b>		<b>4.44</b>	



### 11. The technology used (e.g., D2L, email, ... film) helped me learn course content.

	<u>Rating</u>	<u>Count</u>	<u>Percent</u>
s.disagree	1	0	0.0%
disagree	2	1	2.9%
neutral	3	1	2.9%
agree	4	11	32.4%
s.agree	5	21	61.8%
	N =	34	
<b>Average of Means:</b>		<b>4.66</b>	



### 12. The workload was appropriate to the course.

	<u>Rating</u>	<u>Count</u>	<u>Percent</u>
s.disagree	1	0	0.0%
disagree	2	3	8.8%
neutral	3	3	8.8%
agree	4	7	20.6%
s.agree	5	21	61.8%
	N =	34	
<b>Average of Means:</b>		<b>4.38</b>	

